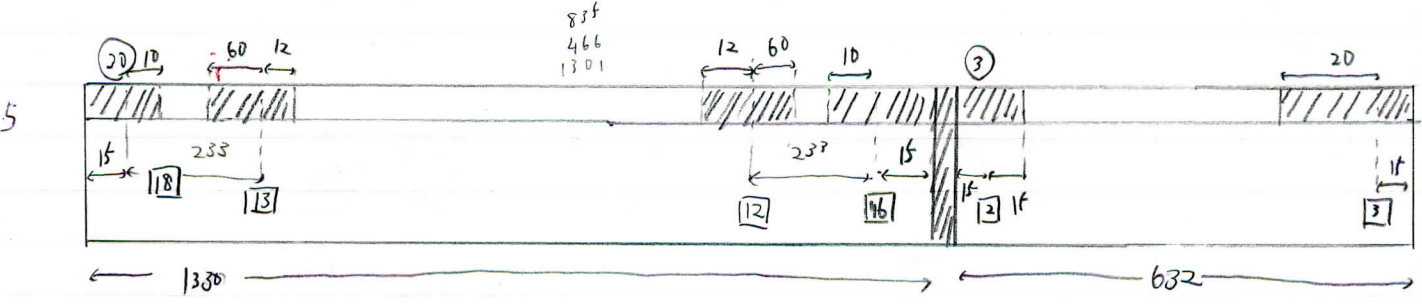
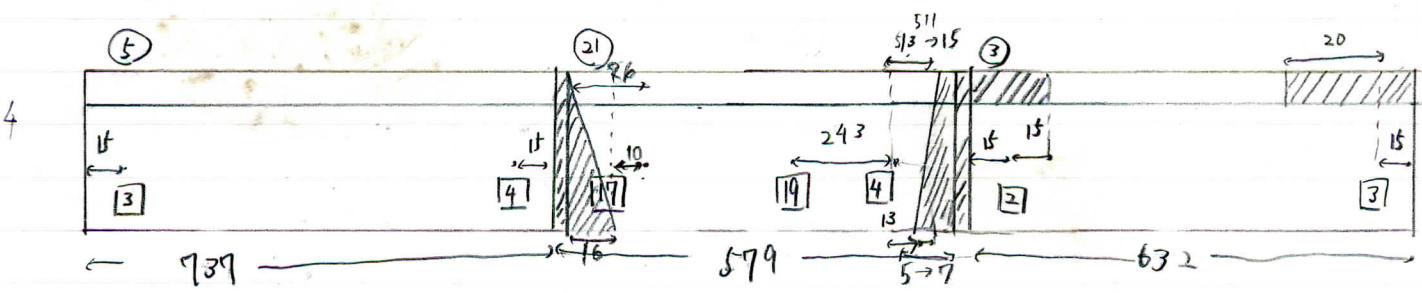
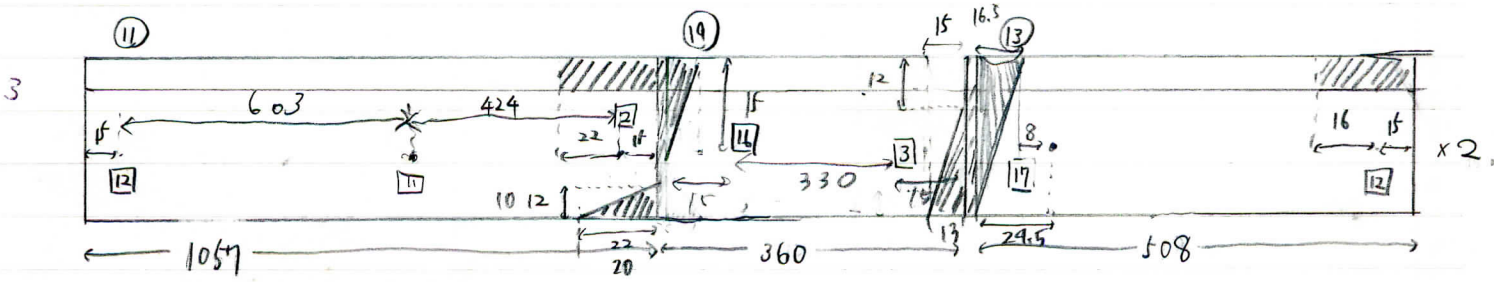
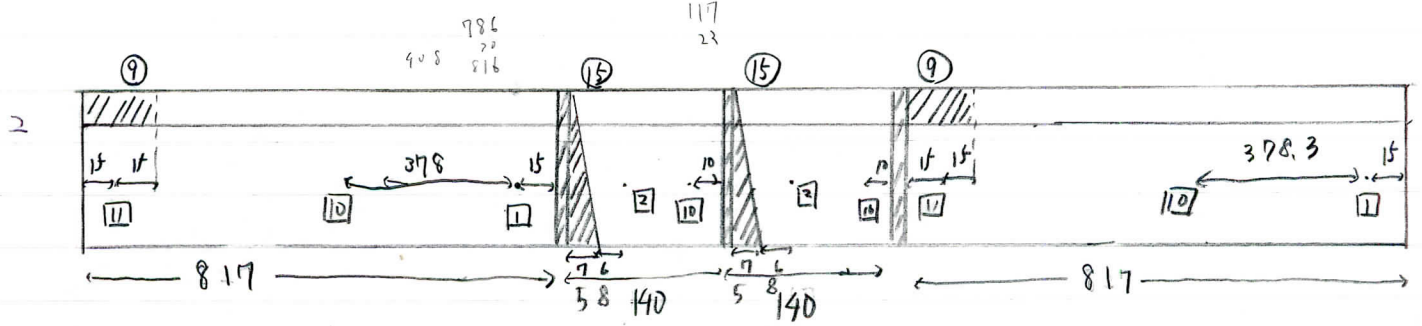
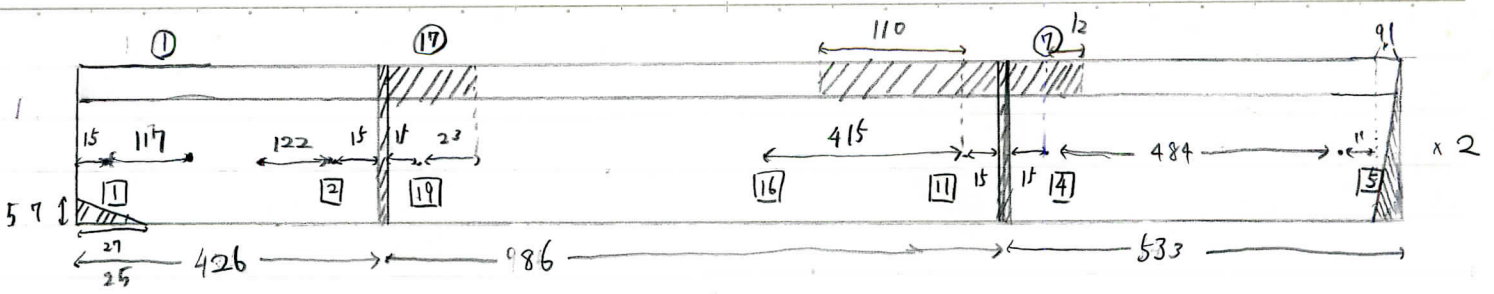



②⑤ ~ ②⑧ 欠番  
 ③④ ~ ⑤① 必要な材

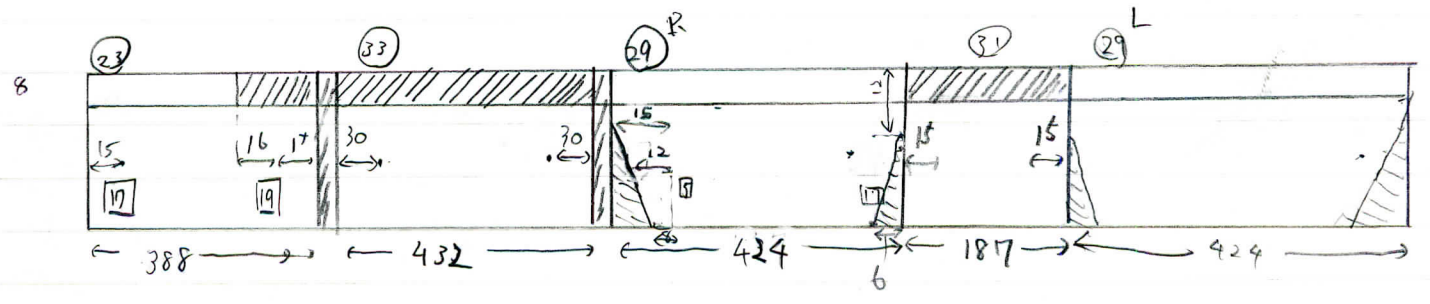
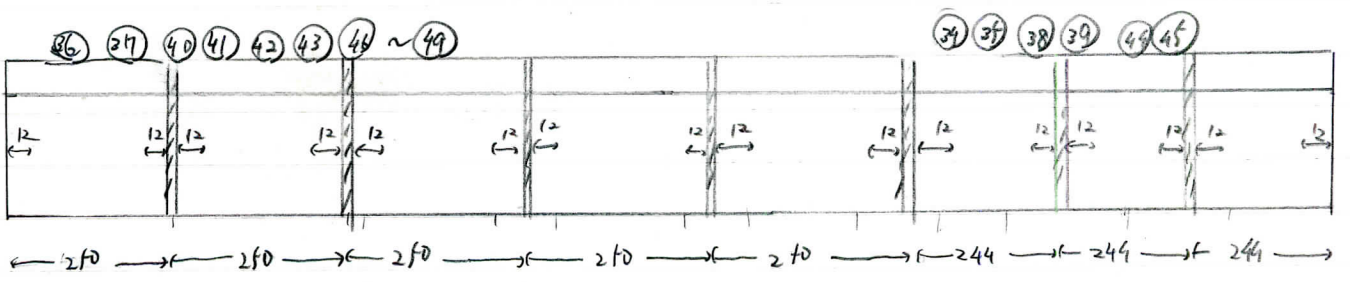



140  
414  
954



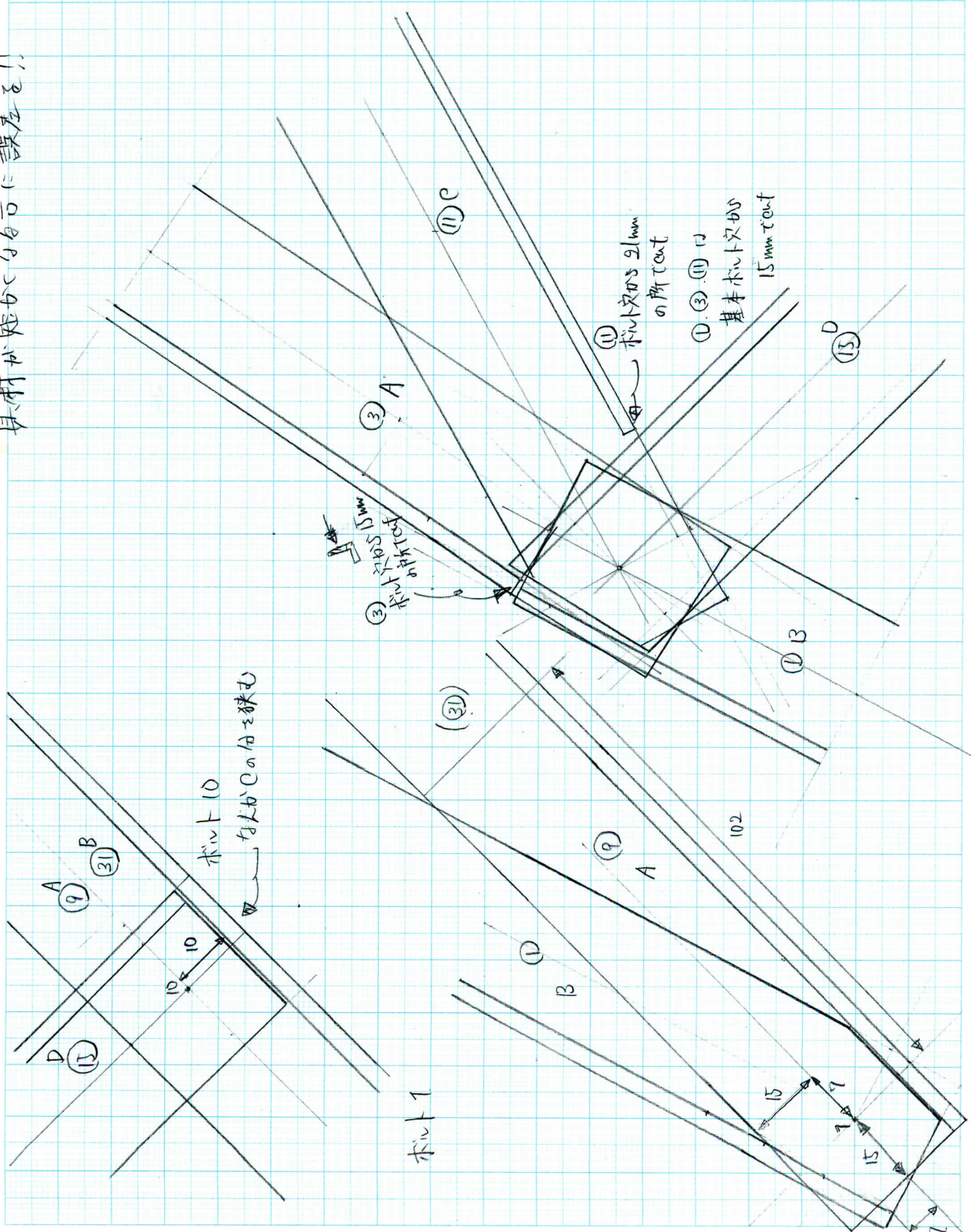


42L  
-239  
187





削るの打弱若多めに!!  
長材が短かると台口に誤差を!!



1-10. 9-15. 378.302  
 10-11. 14-15. 408.347  
 11-16. 14-18. 415.431  
 16-19. 18-20. 540.193  
 4-19. 6-20. 542.6009  
 12-16. 13-18. 532.5  
 17-19. 17-20. 306.860428x  
 12-13. 835

単位 mm

番号	位置	ボルト間距離	具材長さ	番号	位置	ボルト間距離	具材長さ	ボルト番号	x	y
1	1-2	395.8850843	435.8850843	29	5-17	417.40947	457.40947	1	0	0
2	8-9	395.8850843	435.8850843	30	16-18	1300	1340	2	18.5	35
3	2-3	601.8513105	641.8513105	31	1-11	686.6496218	726.6496218	3	52	85
4	7-8	601.8513105	641.8513105	32	9-14	686.6496218	726.6496218	4	102	135
5	3-4	707.1067812	747.1067812	33	4-5-5-6	402.8916384	442.8916384	5	150	150
6	6-7	707.1067812	747.1067812	34		250	250	6	198	135
7	4-5	502.8916384	542.8916384	35		250	250	7	248	85
8	5-6	502.8916384	542.8916384	36		250	250	8	281.5	35
9	1-11	786.6496218	826.6496218	37		250	250	9	300	0
10	9-14	786.6496218	826.6496218	38		250	250	10	26.75	26.75
11	2-12	1027.378338	1067.378338	39		250	250	11	55.6245282	55.6245282
12	8-13	1027.378338	1067.378338	40		250	250	12	108.25	85
13	12-17	477.9169433	517.9169433	41		250	250	13	191.75	85
14	13-17	477.9169433	517.9169433	42		250	250	14	244.375472	55.6245282
15	2-10	116.6726189	156.6726189	43		250	250	15	253.25	26.75
16	8-15	116.6726189	156.6726189	44		250	250	16	85	85
17	11-19	955.5653488	995.5653488	45		250	250	17	150	108.259053
18	14-20	955.5653488	995.5653488	46		250	250	18	215	85
19	3-16	330	370	47		250	250	19	123.193202	123.193202
20	7-18	330	370	48		250	250	20	176.806798	123.193202
21	4-17	549.461395	589.461395	49		250	250	ワイヤー	図面距離	往復距離
22	6-17	549.461395	589.461395	50		250	250	1(1-8,2-9)	2836.67499	5673.34998
23	5-19	379.105373	419.105373	51		250	250	2(3-19,7-20)	807.9104338	1615.820868
24	5-20	379.105373	419.105373					3(2-16,8-18)	832.000601	1664.001202

x  
 x  
 x